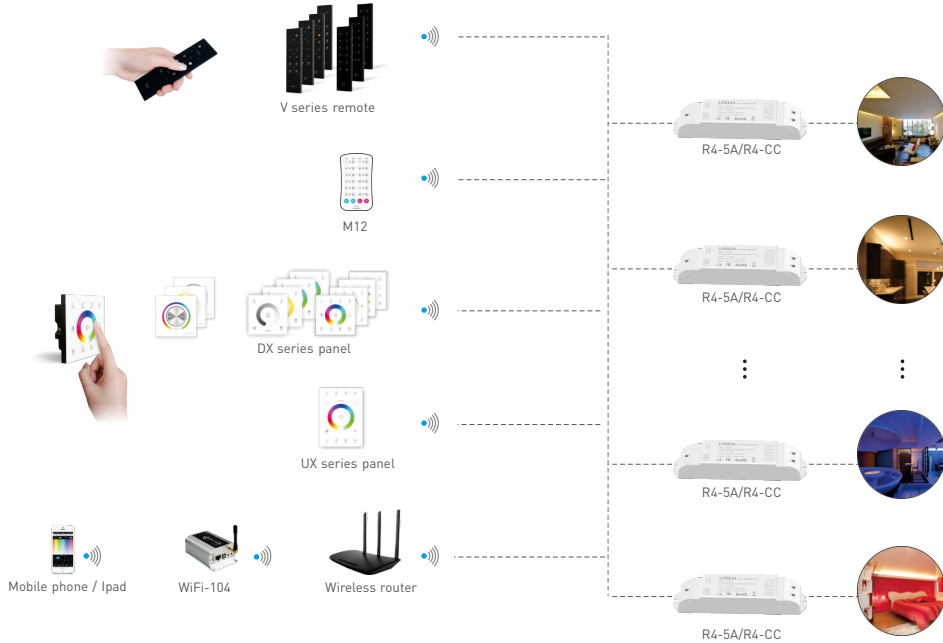


## LED Wireless Driver

- RF 2.4GHz wireless signal, no need signal cable.
- Dimming, CT, RGB, RGBW LED lights can be controlled.
- Support V series remote controlling.
- Support DX/UX series touch panel controlling.
- Support WiFi-104 gateway controlling.



### System Diagram

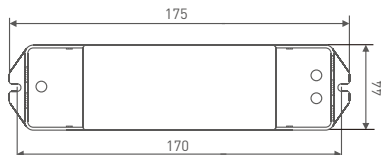


### Specification

Model	R4-5A	R4-CC
Wireless signal	RF 2.4GHz	
Input voltage	5-24Vdc	12-48Vdc
Output voltage	5-24Vdc	3-46Vdc
Current load	5A × 4CH Max. 20A	CC 350/700/1050mA × 4CH
Output power	(0~25W...120W) × 4CH Max. 480W	(1.05W~48.3W) × 4CH Max. 193.2W
Dimming range	0~100%, LED start at 0.1% possible.	
Protection	Over current / Short circuit protection	Over temperature / Open circuit protection
Working temperature	-30 ~55	
Product size	L175×W44×H30(mm)	
Package size	L178×W48×H33(mm)	
Weight(G.W.)	150g	165g

### Product Size

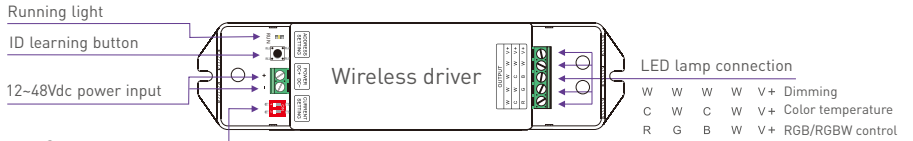
Unit: mm



## Terminal Description



R4-5A



R4-CC

Operation Table

OFF	OFF	OFF	ON	ON	ON
350mA	700mA	1050mA			

## Match Code

Match code with V series remote, DX series touch panel, UX series touch panel, WiFi-104 gateway.

- Short press "ID learning button" on driver, the lamps changed from flicker to keep on, please complete next step within 10s.
- Match up with V series remote: Press any key (single zone remote) or zone key (multi-zone remote).  
Match up with DX series panel: Press any key (single zone panel) or zone key (multi-zone panel).  
Match up with UX series panel: Press any key (single zone panel) or zone key (multi-zone panel).  
Match up with 104 gateway: Select zone number on App, then touch the color slide for 2-3 seconds.
- If the lamp flicker several times, match successfully.



## Clear code

Long press "ID learning button" on driver for 5 seconds, If the lamps flicker several times, deactivate the matching successfully.



## Wiring Diagram

