

EUP50D-1HMC-0 (Product No.:102100272101)

Summary

EUP50D-1HMC-0 is a 50W AC/DC constant current mode output LED driver featuring the multiple levels selectable by DIP switch and complies with DALI standard protocol IEC 62386. EUP50D-1HMC-0 can be connected to DALI main controller or Touch DIM(Push DIM) to achieve a smooth dimming effect.


Product Features

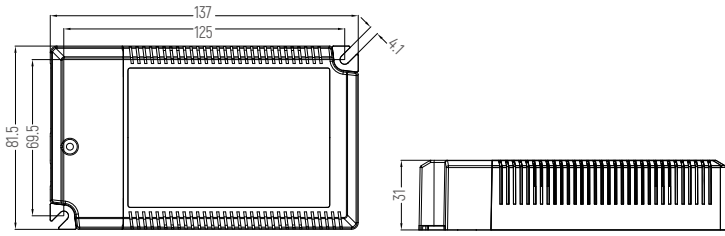
- Single channel output, output current level selectable by DIP S.W.
- Meet DALI Protocol IEC 62386-207 Ed 2.0
- Support Touch DIM (Push DIM)function
- High efficiency up to 89%
- Built-in active PFC function
- Dimming effect smooth, no flicker
- Protections: Short circuit, over load, over Voltage
- Suitable for indoor LED lighting application, such as down light, panel light, and so on


Application

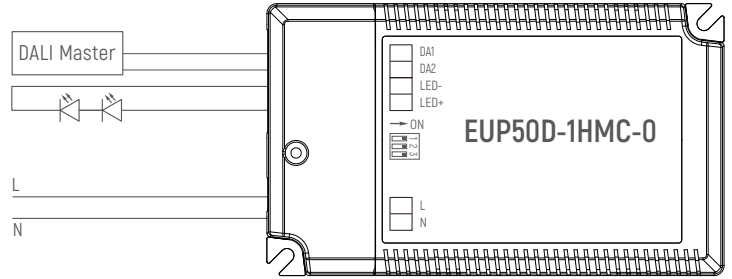
Technical Parameters

Model	EUP50D-1HMC-0					
Input	Efficiency	88%@230VAC,Full load				
	Voltage	220VAC-240VAC				
	Frequency Range(Hz)	50/60Hz				
	Power Factor	≥0.95@230VAC,Full load				
	THD(full load)	<10%@230VAC, Full load				
	AC Current(max)	0.28Amax@230VAC				
	Standby power	<0.5W				
	Inrush Current(max)	Cold start,40A(twidth=12.8 us measured at 50% Ipeak)@230VAC				
Output	Current(mA)/Voltage (VDC)	1050mA/9-45VDC/47.25W	1150mA/9-43VDC/49.45W	1250mA/9-40VDC/50W	1350mA/9-37VDC/49.95W	
	Power(W)	1100mA/9-45VDC/49.5W	1200mA/9-42VDC/50.4W	1300mA/9-38VDC/49.4W	1400mA/9-36VDC/50.4W	
	Ripple Current	<3%				
	Channel	1				
	Current Tolerance	±5%				
	No load output voltage	55V Max				
	Turn on delay Time	<1.5s, at230Vac				
Function	Dimming Type	DALI /Touch DIM(Push DIM)				
	Short Circuit	Close output, recovers automatically after fault removed				
	Over Load	When the output voltage is exceeded, the output current decreases and, recovers automatically when the load is reduced.				
Protection	Over Voltage	The output current decreases and, recovers automatically when the load is reduced.				
	Safety & EMC	Surge	L-N:1KV			
		Withstand Voltage	I/P-O/P: 3000VAC/1min/5mA			
Safety standards		IEC/EN61347-1,IEC/EN61347-2-13,GB19510.1,GB19510.14,				
EMC Emission		EN50515,EN61000-3-2 Class C,IEC61000-3-3,GB/T17743				
EMC Immunity	EN61000-4-2,3,4,5,6,8,11 EN61547,GB17625.1					
Others	Working Temp.	-20°C -50°C				
	Storage Temp., Humidity	-40°C~85°C, 20-90%RH				
	Tc	80°C				
	Material	ABS				
	IP Rating	IP20				
	Lifetime	50,000h@tc:80°C				
	Warranty Condition	5 Years				
	Switch Cycle	>100,000 tims				
	Packing(weight)	Net weight: 225g±5%/PCS; 50PCS/Carton;11.75kg±5%/Carton; Carton Size: 517*337*179mm(L*W*H)				
	Dimension	137*82*31mm(L*W*H)				

Dimension(mm)



DALI Wiring

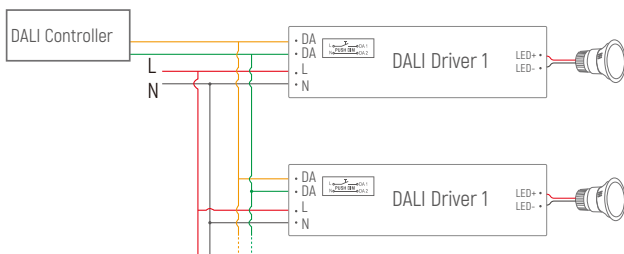


Current Selection Table

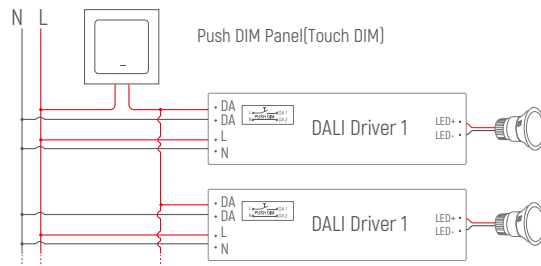
ON	OFF	1	2	3																
		1050mA	1100mA	1150mA	1200mA	1250mA	1300mA	1350mA	1400mA											
		9-45V	9-45V	9-43V	9-42V	9-40V	9-38V	9-37V	9-36V											

Remark: Function default setting is: 1050mA (@switch are all OFF state)

DALI Diagram



Push DIM(Touch DIM) Diagram

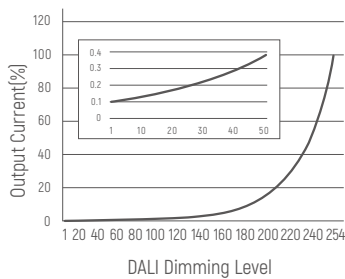


Remark: Only use open push button without indicator light. Maximum cable length between each Unit: 20 meters.

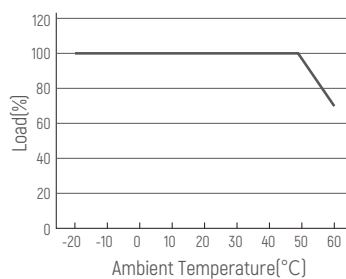
Push DIM Function

1. Press the Push DIM (Touch DIM) switch for 8s or more, the driver can be controlled via Push DIM switch.
2. Short press the Push DIM (Touch DIM) switch (<0.5s) to control the lamp on or off.
3. Long press the Push DIM (Touch DIM) switch (>0.5s) to dim the brightness of light. The dimming direction will change every time after pressing switch.
4. Double-click the Push DIM (Touch DIM) switch (<0.3s), then all lamps connected on the device will be set maximum brightness.
5. The brightness adjustment range is 1%-100%, and the light can be turned off through short pressing when doing the adjustment with long pressing Push DIM (Touch DIM) switch.
6. With the Power off memory function, the power-down state will be recovered when power on again.

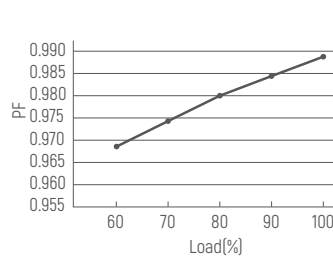
Dimming Curve



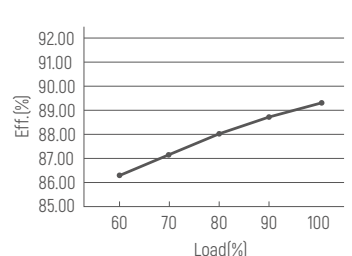
Derating Curve



PF vs Load



Eff. vs Load



Max. quantity of drivers per miniature circuit breaker

MCB type	B16	C16
Installation	1.5mm ²	1.5mm ²
Quantity	30	38

Max. distance between independent use LED driver and LED modules

Distance	2.5m/8ft	5m/16ft	10m/32ft	15m/49ft
Cable Section	0.75mm ² /AWG18	1mm ² /AWG17	1.5mm ² /AWG15	2.5mm ² /AWG13

※ The contents of this manual are updated without prior notice. If the function of the product you are using is inconsistent with the instructions, the function of the product shall prevail. Please contact us if you have any questions.